

Spray-Away™

PATENTED

...the Self-Storing, Easy-to-Use, Indispensable Campsite Tool

A unique sprayer/storage system for RV and marine applications.

D&W's Spray-Away™ is a self-storing, self-contained product that eliminates the need for a bulky garden hose in marine and RV applications. This convenient, easy-to-install and use product has a patent pending and is available exclusively from D&W. Spray-Away's 15 feet of extremely flexible coiled hose automatically recoils neatly into a one-foot length and stows away in its own self-contained compartment. A quick-connect swivel fitting with valve shutoff, allows the hose to easily connect directly to the RV and marine plumbing system.

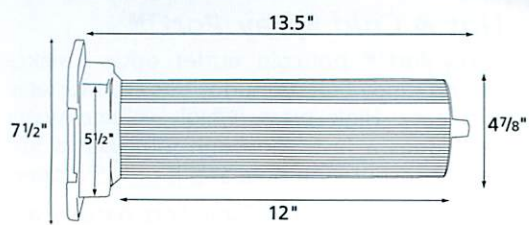
Spray-Away™ is the only product on the market that places a high-pressure, concentrated water spray within fast, easy reach yet requires so little space.

Spray-Away™ makes short work of rinsing gear, cleaning fish, washing boats or vehicles, dousing campfires and many other chores that 'shower unit' type sprayers can't handle.

Check out these great Spray-Away™ features:

- Spray-Away™ is fully self-contained
- The only product of its kind on the market; so unique it has a patent pending
- Compatible with standard RV and marine plumbing for fast, easy installation
- No valves to open, no hose to screw on; just quick connect and spray
- Solid brass connections

- Highly flexible hose uncoils to 15 feet
- Hose recoils to 12 inch length, stores in its own compartment
- Crack-resistant 3/8" polyurethane hose is lightweight, UV resistant, more durable than rubber or PVC hose.
- Complies with all applicable code requirements. Not a potable (drinkable) water system



Spray-Away™ is a registered trademark of D & W Inc. Spray-Away Patent #6,772,793 is available to the OEM market exclusively from D&W Incorporated. Visit our website at dwincorp.com or call 1-800-255-0829 for details about Spray-Away and other fine OEM products.

Spray-Port™

Just connect and spray.



*Spray-Port™ coil hose sold separately.

The Spray-Port™ is an auxiliary hook-up without storage. Small and simple, it measures only 4" deep and requires only a 2¾" round installation hole.

The Spray-Port™ can also be utilized, with or without a cover, in baggage compartments and/or under the hood of large motorized RV's.

For maximum versatility, place a Spray-Away™ storage unit on one side of the RV and a Spray-Port™ hook-up on the other side.



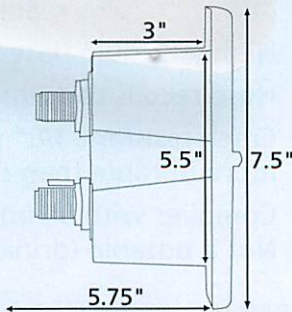
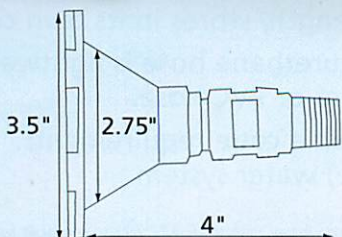
Spray-Port™ Faucet with quick connect

A faucet only version of the Hot/Cold Spray-port without the hatch. This faucet is a slightly larger version of the Hot/Cold faucet and is 4" OC with a 1½" shank. (This faucet will not fit into the Hot/Cold Spray-port unit hatch box.) Used primarily on RV "water center" applications.

Hot & Cold Spray-Port™

Spray-Port™ hot/cold outlet option makes rinsing sandy feet or muddy dogs comfortable and easy. High pressure/high volume water flow does a fast, thorough job. Uses a 5½" square installation hole and is only 5¾" deep.

All Spray-Away and Spray-Port hatches are available in white, black or grey.



Are you having problems with your Spray-Away/Spray-Port?



Troubleshooting Common service issues

1. My Spray-Away/Spray-Port quick connect is broken off or cracked. Plastic parts are cracked and squirting water. What happened?

The most common cause of these problems is failure to properly winterize the Spray-Away/Spray-Ports. The code-required backflow valves in these units trap water inside if they are not drained per instructions. Freezing a pressurized unit can cause severe cracking and leaking in both plastic and brass parts. If your Spray-Away/Spray-Port worked just great last season but leaks badly when you hook up your RV in the spring, it was damaged by freezing.

If this happens D&W recommends replacing the entire Spray-Away/Spray-Port. Damage may have occurred to other less obvious parts of the unit and Spray-Away/Spray-Ports are factory sealed and not designed to be repaired in the field.

Next winter follow the instructions posted or included with your Spray-Away/Spray-Port:

1. From inside the RV or boat, turn off water supply to the Spray-Away/Spray-Port unit.
2. Remove spray nozzle from coil hose and insert hose into brass quick connect.
3. Open hot and cold valves if this unit has them.
4. Hold open end of hose near ground and drain system.

2. My coil hose will not fit into the quick connect and/or will not connect.

If your Spray-Away/Spray-Port has not been used for some time, the valve inside the quick connect may be seized. This is an easy fix. Just squirt a little WD-40 into the quick connect, insert a small screwdriver into the center and tap the screw driver lightly with a hammer. This should free the valve and/or release any pressure and allow the valve to open.

3. The coil hose is difficult to insert and remove.

This problem is due to two factors.

First, we recommend lubrication of the quick connect valve. Squirt some WD-40 around and in the valve. Also you may apply some Vaseline or other light lubricant to the male coil hose end. Cleaning any tarnish from the brass parts will help also.

Secondly, hold the spray nozzle open when inserting or releasing the hose connection. This will cut down on the pressure and make things much easier. It will also eliminate the small spray of water that may hit you when disconnecting the hose.

**REMEMBER TO DRAIN AND LUBRICATE
and your Spray-Away/Spray-Port will give you years of service!**